

**Peachtree Academy**  
**SUMMER READING 2017**

**Summer Reading projects are due on Friday, August 4, 2017**

**For Rising Kindergarten Students**

Each child is required to choose one of the books from this list and draw a picture about the story. Please send the book along with the picture on the first day of school. Students will be able to share their book and picture with the class.

**Suggested Titles:**

1. The Night Before Kindergarten by Natasha Wing
2. The Kissing hand by Audrey Penn (Any book by this author)
3. My Five Senses & Feelings by Alike
4. Interrupting Chicken by David Ezra Stein
5. A Bad case of The stripes by David Shannon
6. The Very Hungry Caterpillar by Eric Carle (
7. Eating the Alphabet by Lois Ehlert (Any book by this author)
8. Corduroy by Don Freeman Julius (Any book in this series)
9. Chicka Chicka Boom Boom by Bill Martin
10. Miss Spider's Tea Party (Any book in this series) by David Kirk
11. Make Way for Ducklings by Robert McCloskey
12. Good Night, Gorilla & 10 Minutes till Bedtime by Peggy Rathman
13. No, David! by David Shannon (Any book by this author)
14. Llama Llama Misses Mama by Anna Dewdney (Any book in this series)
15. Mike Mulligan and His Steam Shovel by Virginia Lee Burton
16. Clifford (Any book in this series) by Norman Bridwell
17. Arthur by Marc Brown (Any book in this series)
18. The Little Engine that Could by Watty Piper Ramona
19. Don't Let the Pigeon Drive the Bus by Mo Willems
20. Anything Dr. Seuss, of course!


## For Rising 1<sup>st</sup> Grade Students

### Book Report – Story Mobile


Each upcoming first grader is to pick one book from the following list and complete the assigned Story Mobile book report. **Students may choose a book from the list below or a different non-fiction book that is on their level.**

In addition to the Book Report, students are to read *The Giving Tree*.


There will be activities and assignments designed around this book the first week of school.




*We need Veterinarians*  
by Lola M. Schaefer




*Wasps*  
by Helen Frost




*Ants*  
by Cheryl Coughlan



*We Need Doctors*  
by Lola M. Schaefer



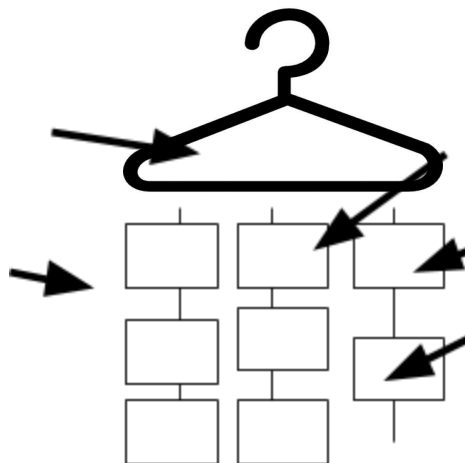
*Parrotfish*  
by Lola Mm. Schaefer



*Polar Bears*  
by Marcia S. Freeman

You are to create a Story Mobile using a book from the above list.

- Title, author, picture of the cover, students name
- 3 facts you learned from the story on front and a picture on the back.



- 3 vocabulary words from the book and their definitions.
- Did you like the book, yes or no? Why?
- Would you recommend this book to others? Why?


## **For Rising 2nd Grade Students**

All 2<sup>nd</sup> grade students are required to read **A to Z Mysteries The Absent Author**. We will discuss and complete activities with this book the first week of school.


All upcoming 2<sup>nd</sup> graders need to **choose ONE NON-FICTION BOOK** to read and complete the **Mobile** project.

### **NON-FICTION Book List-EXAMPLES**


National Geographic Reader Series




Step into Reading Nonfiction Series



Scholastic Science Vocabulary Readers Series



DK Readers Nonfiction Series



### **FICTION Book**

A to Z Mysteries Series (Roy)  
Magic Tree House Series (Osborne)  
Frog and Toad Series (Lobel)  
The Boxcar Children Series (Warner)  
Cam Jansen Series (Adler)  
Judy Moody and Stink Series (McDonald)  
Nate the Great Series (Sharmat)  
Amber Brown Series (Danzinger)  
Magic School Bus (Chapter books and Picture Books)

## 2<sup>nd</sup> Grade Mobile Project

Choose and read a **nonfiction book** on your level Make a list of 5 facts you learned from the book. Use this information to create a mobile. Below is a list of materials you will need and the instruction for creating a mobile book report.

### Materials

- o Plastic or metal clothes hanger or other material
- o 7 strings of yarn of different lengths
- o Hole punch
- o Sturdy paper squares/circle/ rectangles (whatever shape you'd like, think about your topic) at least 4"x4"

### Instructions:

1. For card number 1, write the title of the book on one side of the card and the author's name on the other side. Be creative with your title.
2. For cards numbers 2, 3, 4, 5, 6, write one fact that you learned from the book on one side of the card and draw an illustration of it on the other side of the card. These can be in the form of a statement or a question. They must be complete sentences and they may not all start the same way (I learned..., Did you know...) Shake up your writing! No typing, in your own writing and words!!
3. For card number 7, write your name on one side of the card and write a sentence or two telling about what you thought of the book on the back of the card. Be sure your name stands out!
4. Use a hole punch to punch one hole at the top of each card
5. Tie one side of each string of yarn to the bottom of the hanger, spacing them evenly.
6. Take one card and tie it to the bottom end of one string. Continue with the rest of the cards and strings.
7. Decorate your "hanger" to match the topic of your book. Be creative.



**Mobile**



## Grading Rubric

	Value	
Card 1- The title of the book is on one side of the card and the author's name on the other side. Decorate your "hanger" to match the topic of your book. Be creative.	10 pts	
Cards 2, 3, 4, 5, 6 have one fact from the book , handwritten by student, on one side of the card. Facts are written as a complete statement or a question with correct punctuation. Sentences are varied. (I learned..., Did you know)	50 pts	
Cards 2, 3, 4, 5, 6 An illustration of the fact is drawn and colored on the back side of the card	20 pts	
Card 7-Your name is on one side of the card and on the back of the card is one or two complete sentences telling what you thought of the book.	10 pts	
The "hanger" has been decorated to match the topic of the book.	10 pts	

## **For Rising 3rd Grade Students**

**All 3<sup>rd</sup> grade students are required to read Charlotte's Web.**

We will discuss and do some activities with this book the first week of school.

Students also need to choose one non-fiction book and complete the t-shirt project below. Below is a list of some suggested book series or you may choose another non-fiction book on your AR level. You may choose a book on a person, animal, event, or place. Choose something that is interesting to you. Be prepared to take an AR test on your book.

Non-fiction "Magic Treehouse" companions

"Who Was", "Who Is", "What Is", "Who Was" series

National Geographic books



## **For Rising 4th Grade Students**

**\*\* Required Novel: Shiloh by Phyllis Reynolds Naylor\*\***

Fourth grade summer reading entails two reading tasks. The first task is to read the required novel for their grade. This novel will be discussed in length and detail during the first month of school. The second task is to select ONE nonfiction book and follow the attached instructions for completing the “Soda Bottle Book Report”. A list of recommended nonfiction books is below.

Any book from the Who Is.. series

Finding Wonders: Three Girls Who Changed Science by Jeannine Atkins

On a Beam of Light: A Story of Albert Einstein by Jennifer Berne and Vladimir Radunsky

Man Fish: A Story of Jacques Cousteau by Jennifer Berne and Eric Puybaret

The Watcher: Jane Goodall’s Life with Chimps by Jeanette Winter

Energy Island by Allan Drummond

Island: A Story of the Galapagos by Jason Chin

Redwoods by Jason Chin

Hippos are Huge by Jonathan London and Matthew Trueman

The Tree Lady by Joseph Hopkins and Jill McElmurry

Solving the Puzzle Under the Sea by Robert Burleigh and Raul Colon

Mary Walker Wears the Pants by Cheryl Harness and Carlo Molinari

# Soda Bottle Book Report

Students will be expected to complete a book report for a nonfiction book of their choosing. They will be depicting their character, event, or concept using a 2-liter bottle. Along with the 2 liter bottle, students will write information about their book on index cards, notebook paper, or printer paper (it may be typed), which will be placed on 1/2 sheet of poster board. The following information should be placed on each index card:

**Component 1:** Title of book and author

**Component 2:** A 5-7 sentence summary of the book.

**Component 3:** 2-3 Interesting facts learned in the book

**Component 4:** Your favorite part of the book

**Component 5:** Tell whether or not you would recommend the book and explain why or why not.

Example  
Poster board will be behind bottle



**Tip:** Leave space on one side of your poster to sit your soda bottle project.

**Tip:** You may decorate your poster board and use it as a background for your bottle!

## Suggested Materials

2-liter bottle  
felt, construction paper, cloth (clothes)  
Styrofoam ball (face)  
paint & paintbrushes  
glue  
yarn or cotton balls (hair)  
clay/play dough (nose, ears, etc.)  
wiggly eyes

**These are just suggestions. Be creative and use what works best for you!**





## Soda Bottle Grading Rubric

Criteria	4 (Excellent)	3(Good)	2(Needs Work)	1 (Not Evident)
Poster Components	Poster displays title and author in large, legible print that is easy for readers to identify.	Poster displays title and author , but it not neatly presented	Poster displays title and author, but it is not easily identified by the reader.	There is no title or author.
Poster Components	A summary containing 5-7 sentences is displayed. The summary contains important dates and details relevant to the book, person, event, concept.	A 5-7 sentence summary is displayed, but it does not contain dates or important information relevant to the book, person, event, or concept.	A summary is displayed, but it does not contain 5-7 sentences.	No summary is present.
Poster Components	2-3 interesting facts are present, and are relevant to the book.	2-3 interesting facts are present, but it is not clear as to how it connects to the book.	Interesting facts are present, but there are less than 2-3 sentences.	There are no interesting facts listed.
Poster Components	The student's favorite part of the book is described in detail with an explanation of why it is his/her favorite part. The student has also indicated whether they would recommend the book and why.	The student's favorite part of the book is described, but there is no explanation as to why it is their favorite part. The student has also indicated whether they would recommend the book and why.	The student's favorite part of the book lacks details and is unclear. Or he student has not indicated whether they would recommend the book and why.	There is no favorite part of the book or explanation listed. No book recommendation is present.
Poster Components	All written work is free of grammatical and spelling errors.	The written pieces have 1-2 grammatical or spelling errors.	There are 3-4 grammatical or spelling errors.	There are 5 or more grammatical or spelling errors.
Soda Bottle Design	Soda bottle accurately represents the person/animal, event, or concept that is covered in the book.	Soda bottle represents the person/animal, concept, or event, but does not reflect time period or key characteristics are missing.	Student has created a soda bottle, but it is unclear as to what the bottle represents.	Student did not create a soda bottle representation of their book.

## **For Rising 5th Grade Students**

**\*\*Required Novel: *Wonder* by R.J. Palacio\*\***

Fifth Grade Academy summer reading consists of two reading tasks. The first task is to read the required novel. This novel will be discussed in length during the first month of school.

The second task is to select one nonfiction book and follow the attached instructions for completing the “Brochure” project. Please read a nonfiction book pertaining to:

**\*Wright brothers, George Washington Carver, Alexander Graham Bell, Thomas Edison, William McKinley, and Theodore Roosevelt. The *Who is....* series is a great place to start.**

### **Famous American Brochure Directions Template**

1. Open up Microsoft Publisher. Click on “brochure.”
2. Choose one of the preset templates.
3. Click “create.”
4. Be creative.
5. Have fun.

(If you don't have access to Publisher, then try Word, (3 column table) then poster board, and lastly, paper.)

**Be sure to include the following information:**

- \* By: Your Name
- \* Class: Your teacher (Mr. Howard)
- \* Name of Famous American
- \* Picture of Famous American
- \* Birthdate and Place of Birth
- \* Family (parents, siblings, notable relatives)
- \* Hobbies/interests
- \* What their childhood was like
- \* Map showing where they are from
- \*\* Character Traits
- \*\* Their contributions to their country and/or the world

**Student examples are shown below.**

